

SHELL-TYPE CASES

Home Page
E-Mail Us
Get a Catalog
Catalog PDF
Get Free Sample
Get a Drawing
Get a Price
Get a Quote
Customizing
RFI/EMI Shielding
Material Specs
Color Chart
IP Ratings
UL 94 Fire Class
Ordering Info
Distributors
☎ 800 965 9872
📠 412 220 9247

FEATURES :

- Extensive range of instrument enclosures
- Fifty one models in three different types:
- Type V - with open front for a panel
- Type O - with open front & rear for panels
- Type G - with closed front and rear
- Robust construction with tongue & groove
- Seven models with recessed top (R)
- Battery compartments for 1.5V AA & 9V cells
- Internal screw pillars for PCBs etc.
- These cases can be ordered with RFI shielding
- Easy assembly with self-tapping screws

MATERIAL :

- ABS (UL 94 HB)

PROTECTION CLASS :

- IP 65 (with sealing kit) - Type G without battery compartment only
- <IP 40 (not rated) - All other models

STANDARD COLORS :






- Off-white, RAL 9002

ACCESSORIES :

- Aluminum front panels
- Red PVC front panels
- Battery contacts
- Non-slip feet
- Wall mounting kits
- IP 65 sealing kit
- RFI contact strips


APPLICATIONS :

- Measuring and control technology. Medical, wellness and laboratory technology, peripheral devices and interfaces, switchboxes etc.



Switch To Metric Dimensions


Printable Page



Part # No Battery Com partm ent	Part # Battery Com p't 1x9V*	Part # Battery Com p't 2xAA* or 1x9V*	Part # Battery Com p't 4xAA** or 2x9V*	Type	L	W	H	Metric Draw ings
A9404333	\$			V85	3.346"	1.772"	0.866"	PDF
A9406333	\$			V110	4.488"	2.835"	1.299"	PDF
		A9406334	\$	V110	4.488"	2.835"	1.299"	PDF
A9406343	\$			V110	4.488"	2.835"	1.772"	PDF
		A9406344	\$	V110	4.488"	2.835"	1.772"	PDF
A9406443	\$			V110	4.488"	2.835"	2.244"	PDF
A9408333	\$			V155	6.220"	3.740"	1.299"	PDF
		A9408336	\$	V155	6.220"	3.740"	1.299"	PDF
			A9408338	\$	V155	6.220"	3.740"	1.299"
A9408343	\$			V155	6.220"	3.740"	1.772"	PDF
		A9408346	\$	V155	6.220"	3.740"	1.772"	PDF
			A9408348	\$	V155	6.220"	3.740"	1.772"
A9408443	\$			V155	6.220"	3.740"	2.244"	PDF
A9413333	\$			V190	7.480"	5.433"	1.772"	PDF
			A9413338	\$	V190	7.480"	5.433"	1.772"
A9413343	\$			V190	7.480"	5.433"	2.677"	PDF
			A9413348	\$	V190	7.480"	5.433"	2.677"
A9413443	\$			V190	7.480"	5.433"	3.583"	PDF


Notes:
 * - Order battery contacts separately
 ** - Battery contacts supplied with case for this option

SHELL-TYPE O



Part # No Battery Com partm ent	Type	L	W	H	Metric Draw ings
A9408330	\$ O155	6.220"	3.740"	1.299"	PDF
A9408340	\$ O155	6.220"	3.740"	1.772"	PDF
A9408440	\$ O155	6.220"	3.740"	2.244"	PDF
A9413330	\$ O190	7.480"	5.433"	1.772"	PDF
A9413340	\$ O190	7.480"	5.433"	2.677"	PDF
A9413440	\$ O190	7.480"	5.433"	3.583"	PDF

SHELL-TYPE G




Part # No Battery Com partm ent	Part # Battery Com p't 1x9V*	Part # Battery Com p't 2xAA* or 1x9V*	Part # Battery Com p't 4xAA** or 2x9V*	Type	L	W	H	Metric Draw ings
A9404331	\$			G85	3.346"	1.772"	0.866"	PDF
A9404341	\$			G85	3.346"	1.772"	1.299"	PDF
A9404441	\$			G85	3.346"	1.772"	1.772"	PDF
A9406331	\$			G110	4.488"	2.835"	1.299"	PDF
	A9406332	\$		G110	4.488"	2.835"	1.299"	PDF
A9406341	\$			G110	4.488"	2.835"	1.772"	PDF
	A9406342	\$		G110	4.488"	2.835"	1.772"	PDF
A9406441	\$			G110	4.488"	2.835"	2.244"	PDF
A9408331	\$			G155	6.220"	3.740"	1.299"	PDF
		A9408335	\$	G155	6.220"	3.740"	1.299"	PDF
			A9408337	\$	G155	6.220"	3.740"	1.299"
A9408341	\$			G155	6.220"	3.740"	1.772"	PDF
		A9408345	\$	G155	6.220"	3.740"	1.772"	PDF
			A9408347	\$	G155	6.220"	3.740"	1.772"
A9408441	\$			G155	6.220"	3.740"	2.244"	PDF
A9413331	\$			G190	7.480"	5.433"	1.772"	PDF
			A9413337	\$	G190	7.480"	5.433"	1.772"
A9413341	\$			G190	7.480"	5.433"	2.677"	PDF
			A9413347	\$	G190	7.480"	5.433"	2.677"
A9413441	\$			G190	7.480"	5.433"	3.583"	PDF

DW G

Notes:
 * - Order battery contacts separately
 ** - Battery contacts supplied with case for this option

SHELL-TYPE G - WITH KEYPAD RECESS IN TOP



Part # No Battery Com partm ent	Part # Battery Com p't 1x9V*	Part # Battery Com p't 2xAA* or 1x9V*	Part # Battery Com p't 4xAA** or 2x9V*	Type	L	W	H	Metric Draw ings
A9406351	\$			G110R	4.488"	2.835"	1.319"	PDF
	A9406352	\$		G110R	4.488"	2.835"	1.319"	PDF
A9408351	\$			G155R	6.220"	3.740"	1.319"	PDF
		A9408355	\$	G155R	6.220"	3.740"	1.319"	PDF
			A9408357	\$	G155R	6.220"	3.740"	1.319"
A9413351	\$			G190R	7.480"	5.433"	1.791"	PDF
			A9413357	\$	G190R	7.480"	5.433"	1.791"

DW G

Notes:
 * - Order battery contacts separately
 ** - Battery contacts supplied with case for this option

FRONT PANELS

For case Part No.	Part # Aluminum Front Panel		Part # Red PVC Front Panel		W	H	T	Metric Drawings	
		\$		\$				PDF	DWG
A940433.	A9104111	\$	A9104113	\$	1.398"	0.567"	0.039"	PDF	DWG
A940633.	A9107111	\$	A9106113	\$	2.315"	1.000"	0.039"		
A940634.	A9107121	\$	A9106123	\$	2.315"	1.472"	0.039"	PDF	
A940644.	A9107221	\$	A9106223	\$	2.315"	1.945"	0.039"		
A940833.	A9109111	\$	A9108113	\$	3.209"	0.929"	0.039"		
A940834.	A9109121	\$	A9108123	\$	3.209"	1.402"	0.039"	PDF	
A940844.	A9109221	\$	A9108223	\$	3.209"	1.874"	0.039"		
A941333.	A9114111	\$	A9113113	\$	4.890"	1.323"	0.059"		
A941334.	A9114121	\$	A9113123	\$	4.890"	2.228"	0.059"	PDF	
A941344.	A9114221	\$	A9113223	\$	4.890"	3.134"	0.059"		

BATTERY CONTACTS

For..	Part # Contacts Kit 2 x 1.5V AA	Part # Contacts Kit 4 x 1.5V AA	Part # Contact 1 x 9V	Part # AA Battery Spacer*
V110, G110 & G110R with battery compartment option			A9160003	\$
V155, G155 & G155R with battery compartment option	A9194001	Supplied*	A9160003	\$ A9250250
V190, G190 & G190R with battery compartment option		Supplied*	A9160003	\$

Notes:
 * 4 x AA Battery contacts - These are supplied pre-fitted to cases with a 4 x AA or 2 x 9V battery compartment
 * Battery Spacer - Required when fitting AA cells. The spacer reduces the extra height needed to accommodate 9V cells



ACCESSORIES

For..	Part # Non-Slip Feet Ø 6.5x2mm (2 Pieces)	Part # Non-Slip Feet Ø 10x3mm (2 Pieces)	Part # IP 65 Sealing Gasket Kit*	Part # Wall Mounting Brackets (4 Pieces)	Part # Wall Mounting Frames Kit*	Part # RFI Contact Strip* (1 Piece)
V85	A9207150	\$				A9104073
G85	A9207150	\$	A9104250	\$		A9104073
V110	A9207150	\$		A9204108	\$ B1350048	\$ A9106095
G110 & G110R	A9207150	\$	A9106352	\$ A9204108	\$ B1350048	\$ A9106095
V155		A9210290	\$	A9204108	\$ B1360048	\$ A9108120
O155		A9210290	\$	A9204108	\$ B1360048	\$ A9108120
G155 & G155		A9210290	\$ A9108486	\$ A9204108	\$ B1360048	\$ A9108120

V190		A9210290	\$		A9204108	\$	B1360048	\$	A9113150	\$	
O190		A9210290	\$		A9204108	\$	B1360048	\$	A9113150	\$	
G190 & G190R		A9210290	\$	A9113630	\$	A9204108	\$	B1360048	\$	A9113150	\$

- Notes:
- * Sealing Kit - Only suitable for Type G cases without battery compartment
 - * Wall Mounting Frames - Only suitable for cases without a battery compartment
 - * EMC Contact Strips - Suitable only for Shell-Types cases which have been specially ordered with RFI/EMI shielding

PCB MOUNTING SCREWS

					
For..				Part # PCB Screw Ø3 x 6mm *	Part # PCB Screw Ø3 x 8mm *
All Models				A0306031	A0308031

- Notes:
- * Self-tapping 'Plastite' screws - for mounting PCBs and components to the internal screw pillars
 - * Select the screw length to suit the thickness of the PCB/component being fitted

 [Printable Page](#)



[Get a Sample](#)



[Get a Catalog](#)



[Customizing](#)